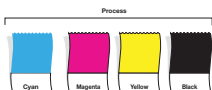



ACCEPTED
VIA NOTIFICATION
LABEL NOT REVIEWED

Oct. 17, 2014

New York State Department
of Environmental Conservation
Division of Materials Management
Pesticide Product Registration

DOC ID: 540350



Entire carton to be matt coated with High Gloss Varnish to be applied to following images.

FC SELECT FC SELECT



Maxforce[®] **FC SELECT**

PROFESSIONAL INSECT CONTROL ROACH KILLER BAIT GEL

FOR USE IN COMMERCIAL, INDUSTRIAL AND RESIDENTIAL AREAS

ACTIVE INGREDIENT: Fipronil*: [5-Amino-1-(2, 6-dichloro-4-trifluoromethyl) phenyl)-4-(1, R, S)-(trifluoromethyl) sulfinyl)-1H-pyrazole-3-carbonitrile]: 0.01%

OTHER INGREDIENTS: 99.99%

Total: 100.00%

*CAS NO. 120068-37-3

EPA Reg. No. 432-1259 EPA Est. No. 071106-GA-003

**STOP - READ THE LABEL BEFORE USE
KEEP OUT OF REACH OF CHILDREN**

CAUTION

Product may stain textiles and clothing.

FIRST AID

If on skin or clothing:	<ul style="list-style-type: none"> • Take off contaminated clothing. • Rinse skin immediately with plenty of water for 15-20 minutes. • Call a poison control center or doctor for treatment advice.
If on eyes:	<ul style="list-style-type: none"> • Hold eye open and rinse slowly and gently with water for 15-20 minutes. • Remove contact lenses, if present, after the first 5 minutes, then continue rinsing. • Call a poison control center or doctor for treatment advice.


Have the product container or label with you when calling a poison control center or doctor or going for treatment. You may also contact 1-800-334-7577 for emergency medical treatment information.

Contents: 4 Reservoirs
30g (1.06 Oz) each
Total Net Weight: 120g (4.23 Oz)

79434820

80251335B 140410AV2

See back and side panels for complete Precautionary Statements, Hazards, Directions for Use and additional instructions.



5.25"

**PRECAUTIONARY STATEMENTS
HAZARDS TO HUMANS AND
DOMESTIC ANIMALS
CAUTION**

Keep gel away from foods and food contact surfaces. Harmful if absorbed through skin. Causes moderate eye irritation. Avoid contact with skin, eyes, and clothing. Wash thoroughly with soap and water after handling.

PHYSICAL AND CHEMICAL HAZARDS

Do not use this product in or on electrical equipment where a possibility of shock hazard exists.

DIRECTIONS FOR USE

It is a violation of Federal Law to use this product in a manner inconsistent with its labeling.

MAXFORCE® FC Select Professional Insect Control® Roach Killer Bait Gel may be used as a spot or crack and crevice treatment for the indoor and outdoor (adjacent to homes & structures) control of cockroaches in residential areas and the non-food/non-feed areas of institutional, warehousing and commercial establishments, including warehouses, restaurants, food processing plants, supermarkets, hospitals, nursing homes, motels, hotels, apartment buildings, bakeries, beverage plants, breweries, bottling facilities, candy plants, canneries, cereal processing and manufacturing plants, dairies and dairy product processing plants, frozen food plants, schools, laboratories, computer facilities, sewers, "aircraft," buses, boats/ships, trains, homes, houses, industrial buildings, office buildings, kennels, kitchens, manufacturing facilities, spice plants, stores, wineries, mausoleums, meat processing and packaging plants, meat and vegetable canneries, pet shops and zoos. Non-food/non-feed areas include bedrooms, living rooms, bathrooms, closets, media rooms, garbage rooms, lavatories, entries, vestibules, offices, locker rooms, machine rooms, boiler rooms, garages, mop closets, and storage (after canning or bottling). This product may also be used in food/feed areas of food/feed handling establishments as outlined below.

USE RESTRICTIONS

Do not treat food preparation surfaces. Do not apply bait gel to areas which have been recently sprayed with insecticide, and do not spray insecticide over gel as it may cause the bait to become repellent.

USE ONLY IN AREAS NOT EASILY ACCESSIBLE TO CHILDREN AND PETS. In zoos, apply only in areas inaccessible to zoo animals.

APPLICATION DIRECTIONS

For roach gel: Application rate is dependent on level of infestation and species to be controlled see application rate table. Apply bait as a spot or as a bead in cracks and crevices. The lower application rate should be used for low to moderate infestations or re-treatments, and the higher rate for more severe infestations or where the population occurs in inaccessible areas. Gel placements should be at or near harborages or aggregation areas, such as corners, or cracks and crevices. Numerous smaller placements will provide faster control than fewer larger spots, especially for German cockroach control.

Place bait under baseboards, sinks, countertops, seats,

around water pipes, water heaters, dishwasher equipment, in crack and crevices as well as voids where insects harbor. **For outdoor use (adjacent to home -or- structure):** Place bait in areas adjacent to structures where roaches may nest or breed. Apply bait to potential points of insect entry, such as eaves, sills, and expansion joints.

Apply bait in protected areas whenever possible. Environmental stresses such as direct sunlight and water will reduce the residual effectiveness. Priority treatment areas may be identified by visual inspection of such areas listed above or aided by trapping techniques or spot flushing. **Refillable stations:** This product may be used in the Maxforce Refillable Bait Station or B&G Perimeter Patrol Station. Refillable stations should be placed every 20 to 30 feet around the perimeter of a structure. Use approximately 2 stations per side of a typical single family home. The quantity of Maxforce FC Select Professional Insect Control Roach Killer Bait Gel bait added to the bait station will vary depending on the severity of infestations, see the application rate table. Do not exceed 2 - 4 spots per station (3" - 6" bead).

For best results, place stations near: air conditioning units, water faucets, foundation vents and weep holes, decks, utility entryways (e.g. electrical, cable TV), and wherever cockroaches are frequently found.

Regularly inspect all stations and replace bait as needed for continual control.

Position Refillable Bait Stations adjacent to structure in areas where they will not be damaged by lawn equipment such as mowers and trimmers. When placing the station in turf remove sod layer and place station base plate against the soil.

Applicator should not exceed one teaspoon of gel in refillable bait stations.

INDOOR USE:

Applications in Food/Feed Handling Establishments: Application within food/feed areas of food/feed handling establishments is limited to crack and crevice treatment only. If gel contacts an exposed surface where food is handled, remove gel, and wash exposed surface with an effective cleaning compound followed by a potable water rinse prior to use. Apply with Maxforce Bait Injector directly into cracks and crevices. Place applicator tip 1/2 inch into cracks, crevices, holes and other small openings where roaches may be a problem. Apply small amounts of gel per spot. Do not apply bait to areas where food/feed, utensils, or processing surfaces may become contaminated. Do not apply bait to areas that are routinely washed such as cracks and crevices in tops of tables, food/feed preparation, and prepared food holding surfaces as bait may be removed by washing. Do not apply bait to surfaces where the temperature exceeds 130°F as bait may run. Examples include, but are not limited to, portions of stoves, ovens, grills, fume hoods, heat lamps, coffee urns, steam tables, toasters, fryers, dishwashers, and hot water pipes. Care should be taken to avoid depositing gel onto exposed surfaces. If gel contacts an exposed surface, remove gel and wash exposed surface. Food/feed areas include areas for receiving, storage, packing (canning,

bottling, wrapping, boxing), preparing edible waste storage, and enclosed processing systems (mills, dairies, edible oils, syrups). Serving areas are also considered a food/feed area when food is exposed and facility is in operation. Apply bait in small amounts between different elements of construction, between equipment and floors, openings leading into voids and hollow spaces in floors, walls, ceilings, equipment legs and bases, around plumbing pipes, doors and windows, behind and under refrigerators, cabinets, sinks, closets, stoves, and other equipment where cockroaches hide. During follow-up visits inspect bait placements and reapply when necessary.

Application of this product in food/feed areas of food/feed handling establishments other than as a crack and crevice treatment is not permitted.

Break-tip Reservoir: Prior to use, break the snip-tip closed end of the gel reservoir at the scored line. After use, the reservoir may be resealed with the enclosed black outlet cap. The black outlet cap is reusable.

Directions for changing reservoirs: With the arrow on the drive rod pointing up, pull the drive rod out as far as it will go. Remove the empty reservoir. Do not reuse empty reservoirs, place in trash. Reservoirs that still contain gel can be sealed with the end cap and outlet cap for future use. To attach a new reservoir follow the above directions.

SPECIES/LEVEL OF INFESTATION	APPLICATION RATE (PER SQ YD)
MODERATE INFESTATIONS OR RE-TREATS FOR GERMAN OR BROWN-BANDED ROACHES:	1-2 SPOTS (DIME SIZED) OR 1 1/2" - 3" BEAD
SEVERE OR HEAVY INFESTATIONS FOR GERMAN OR BROWN-BANDED ROACHES	2-4 SPOTS (QUARTER SIZED) OR 3" - 6" BEAD
LARGE ROACHES SUCH AS AMERICAN, SMOKEY-BROWN OR ORIENTAL	RECOMMENDED SPOT SIZE 1/3" - 1/2"

Do not treat food preparation surfaces. Do not apply bait gel to areas which have been recently sprayed with insecticide, and do not spray insecticide over gel as it may cause the bait to become repellent.

Gel placements should be at or near harborages or aggregation areas, such as corners, or cracks and crevices. Numerous smaller placements will provide faster control than fewer larger spots, especially for German cockroach control.

For outdoor use (adjacent to home -or- structure): Place in cracks or crevices adjacent to structures where large roaches† may rest or breed. Apply bait to potential points of insect entry, such as eaves, sills, and expansion joints. Apply bait in protected areas whenever possible. Environmental stresses such as direct sunlight and water will reduce the residual effectiveness.

† American, Oriental, Brown, Smokey Brown
Do not exceed 1 tsp. per station.

If the station is not equipped with a sticker to identify the contents, apply a sticker to the inside of the station.

Directions for loading reservoirs and operation:

1. With the teeth of the drive rod facing up, pull the drive rod all the way back. If the drive rod is initially hard to move, simply un-screw (turn counter-clockwise) the black portion of the applicator that holds the gel reservoir until the drive rod moves easily.
 2. Attach a pre-filled reservoir of gel with a twist-locking motion. Remove the outlet cap and attach a dispensing tip. Break-tip Reservoir: Prior to use, break the snip-tip closed end of the gel reservoir at the scored line. After use, the reservoir may be resealed with the enclosed black outlet cap. The black outlet cap is reusable.
 3. Turn the knob of the drive rod so that the teeth are facing down and move it slightly forward so that the trigger mechanism will engage. Squeeze the trigger until the drive plunger seats against the piston in the gel reservoir. Gently squeeze the trigger until the gel flows out.
 4. If gel continues to flow after the trigger is released, simply un-screw the portion of the bait applicator that holds the reservoir to a point where gel does not continue to flow after the trigger is released.
- Pest population reduction will be apparent with 2 -or- 3 days for German roaches and 8 days for American roaches.

Most important locations:

Behind appliances, along baseboards, under appliances, and under sink.

STORAGE AND DISPOSAL

Do not contaminate water, food, or feed by storage or disposal.

STORAGE: Store in a cool, dry area out of reach of children.

CONTAINER HANDLING: If Empty: Do not reuse container. Place in trash or offer for recycling if available. If Partly Filled: Call your local solid waste agency or 1-800-CLEANUP for disposal instructions. Never place unused product down any indoor or outdoor drain. If you have questions regarding the use of this product, please call 1-800-331-2867.

IMPORTANT: READ BEFORE USE

Read the entire Directions for Use, Conditions, Disclaimer of Warranties and Limitations of Liability before using this product. If terms are not acceptable, return the unopened product container at once.

By using this product, user or buyer accepts the following Conditions, Disclaimer of Warranties and Limitations of Liability.

CONDITIONS: The directions for use of this product are believed to be adequate and must be followed carefully. However, it is impossible to eliminate all risks associated with the use of this product. Crop injury, ineffectiveness or other unintended consequences may result because of such factors as weather conditions, presence of other materials, or the manner of use or application, all of which are beyond the control of Bayer CropScience LP. All such risks shall be assumed by the user or buyer.

DISCLAIMER OF WARRANTIES: TO THE EXTENT CONSISTENT WITH APPLICABLE LAW, BAYER CROPSCIENCE LP MAKES NO OTHER WARRANTIES, EXPRESS OR IMPLIED, OF MERCHANTABILITY OR OF FITNESS FOR A PARTICULAR PURPOSE OR OTHERWISE, THAT EXTEND BEYOND THE STATEMENTS MADE ON THIS LABEL. No agent of Bayer CropScience LP is authorized to make any warranties beyond those contained herein or to modify the warranties contained herein. TO THE EXTENT CONSISTENT WITH APPLICABLE LAW, BAYER CROPSCIENCE LP DISCLAIMS ANY LIABILITY WHATSOEVER FOR SPECIAL, INCIDENTAL OR CONSEQUENTIAL DAMAGES, RESULTING FROM THE USE

OR HANDLING OF THIS PRODUCT.

LIMITATIONS OF LIABILITY: TO THE EXTENT CONSISTENT WITH APPLICABLE LAW, THE EXCLUSIVE REMEDY OF THE USER OR BUYER FOR ANY AND ALL LOSSES, INJURIES OR DAMAGES RESULTING FROM THE USE OR HANDLING OF THIS PRODUCT, WHETHER IN CONTRACT, WARRANTY, TORT, NEGLIGENCE, STRICT LIABILITY OR OTHERWISE, SHALL NOT EXCEED THE PURCHASE PRICE PAID, OR AT BAYER CROPSCIENCE LP 'S ELECTION, THE REPLACEMENT OF PRODUCT.

B&G Perimeter Patrol Station is a trademark of B&G Equipment Company. Bayer (reg'd), the Bayer Cross (reg'd), Maxforce® and Domino Effect® are registered trademarks of Bayer.

Produced for:
Bayer Environmental Science
A Division of Bayer CropScience LP
2 T. W. Alexander Drive
Research Triangle Park, NC 27709
Product of China



3.375"



Maxforce[®] **FC SELECT**

PROFESSIONAL INSECT CONTROL ROACH KILLER BAIT GEL

Note: Do not remove this label. Use only in areas not easily accessible to children and pets.

ACTIVE INGREDIENT: Fipronil†	0.01%
OTHER INGREDIENTS:	99.99%
TOTAL:	100.00%

†CAS NO. 120068-37-3

EPA Reg. No. 432-1259

EPA Est. No. 071106-GA-003

KEEP OUT OF REACH OF CHILDREN AND PETS **CAUTION**

Keep gel away from foods and food contact surfaces. Harmful if absorbed through skin. Causes moderate eye irritation. Avoid contact with skin, eyes, and clothing. Wash thoroughly with soap and water after handling.

Net Weight: 30g (1.06 Oz)
79434820 80194951B 140410AV2

CONTAINER HANDLING: If empty: Do not reuse container. Place in trash or offer for recycling if available. If partly filled: Call your local solid waste agency or 1-800-CLEANUP for disposal instructions. Never place unused product down any indoor or outdoor drain. If you have questions regarding the use of this product, call toll free 1-800-331-2867. May stain textiles, fabrics and/or porous surfaces. Refer to leaflet for complete First Aid, Directions for Use, Precautionary Statements and Storage and Disposal Instructions.

Produced for:
Bayer Environmental Science
A Division of Bayer CropScience LP
2 T. W. Alexander Drive
Research Triangle Park, NC 27709
Product of China

Bayer

2.875"